



# Student Family Portal Tour

Some of the features are only functional when a teacher uses MyEd BC as a tool for their course.  
Note that teachers may be using alternative methods to communicate student learning.

1. **Log Off** button
2. Click to **Set Preferences**: e.g.
  - Default Locale
  - Primary email
  - Security question
  - Password
3. Click on the **Pages** top tab
4. **Course specific Pages**
5. **Announcements** from the Service Provider
6. **Recent Activity** for student Attendance and Grade information
7. **Published Reports** (e.g. Report Cards)
8. **To Do** agenda for course assignments should a teacher choose to make assignments visible in the Portal
9. **Group Resources** made available by the Service Provider

The screenshot shows the Student Family Portal interface for a user named Vancouver. The interface includes a top navigation bar with a 'Log Off' button (1) and a 'Pages' tab (3). Below the navigation bar, there are sections for 'Announcements', 'Welcome to MyEducation BC' (5), 'Recent Activity' (6), 'Published Reports' (7), 'To Do' (8), and 'Group Resources' (9). The 'Recent Activity' section shows a search bar and filters for Attendance and Grades. The 'Published Reports' section shows a table with columns for Filename, DateUploaded, Creator, and Description. The 'To Do' section shows a table with columns for Course, Assignment, Category, and Due date. The 'Group Resources' section shows a table with columns for Course, Assignment, Category, and Completed status.

10. Click on the **My Info** top tab

11. Click on the **My Details** side tab to see demographic, address, and photo information on record

Vancouver

Log Off

Pages

My Info

Academics

Calendar

Locker

My Record

My Details

Current Schedule

Contacts

Attendance

Requests

Options

Reports

Help

Cancel

Default Template

Demographics

Addresses

Photo

Legal first name

Legal middle name

Legal last name

Suffix

Pupil #

Personal Education Number

Homeroom

Locker

School > Name

Next School > Name

Year of graduation

Grade level

Parking Space

License Plate #

Cancel

12. Click on the **Current Schedule** side tab to see the current student schedule

Vancouver

Pages
My Info
Academics
Calendar
Locker

Current schedule

My Details
Options
Reports
Help

Current Schedule
12
<< List view

Details

Contacts
Attendance
Requests

Time
T3

	D1 - Day 1	D2 - Day 2	D3 -	D4 -
1-Period 1				
2-Period 2				
3-Period 3				
4-Period 4				
5-OFF TT AM				
6-OFF TT LUNCH				
7-OFF TT PM				
8-OFF TT GENERAL				
9-OFF TT SPARE				
10-OFF TT SPARE 2				

13. Click on the **Contacts** side tab to see the contact information on record

**Vancouver**

Pages My Info Academics Calendar Locker

**Contacts**

My Details  
Current Schedule  
**Contacts** 13  
Details  
Attendance  
Requests

Options Reports Help Search on Priority 0 of 3 selected

	Priority	Name	Address	Relationship
<input type="checkbox"/>				
<input type="checkbox"/>				
<input type="checkbox"/>				
<input type="checkbox"/>				

14. Click on the **Attendance** side tab to see daily attendance information (updated nightly)

**Vancouver** Log Off

Pages My Info Academics Calendar Locker

**Daily Attendance**

My Details  
Current Schedule  
Contacts  
**Attendance** 14  
Details  
Requests

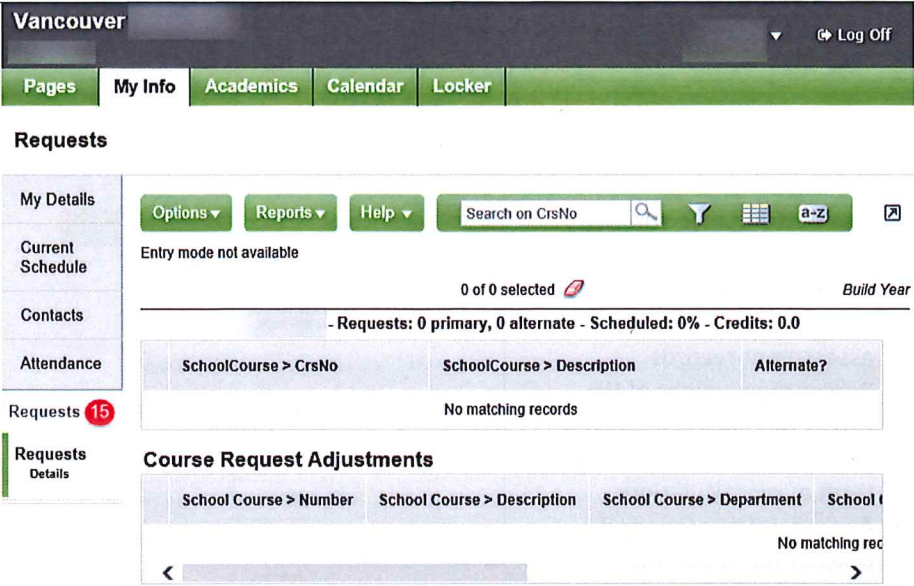
Options Reports Help Search on Date 0 of 1 selected Current Year

Absences: ( unexcused)

Date	Code	Reason
<input type="checkbox"/>		

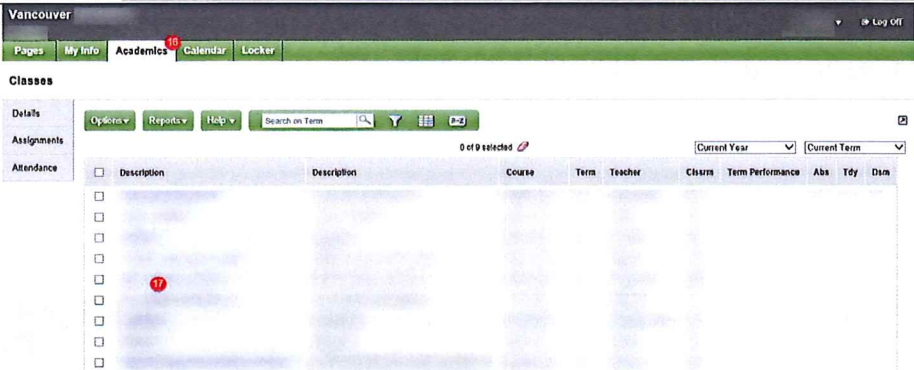


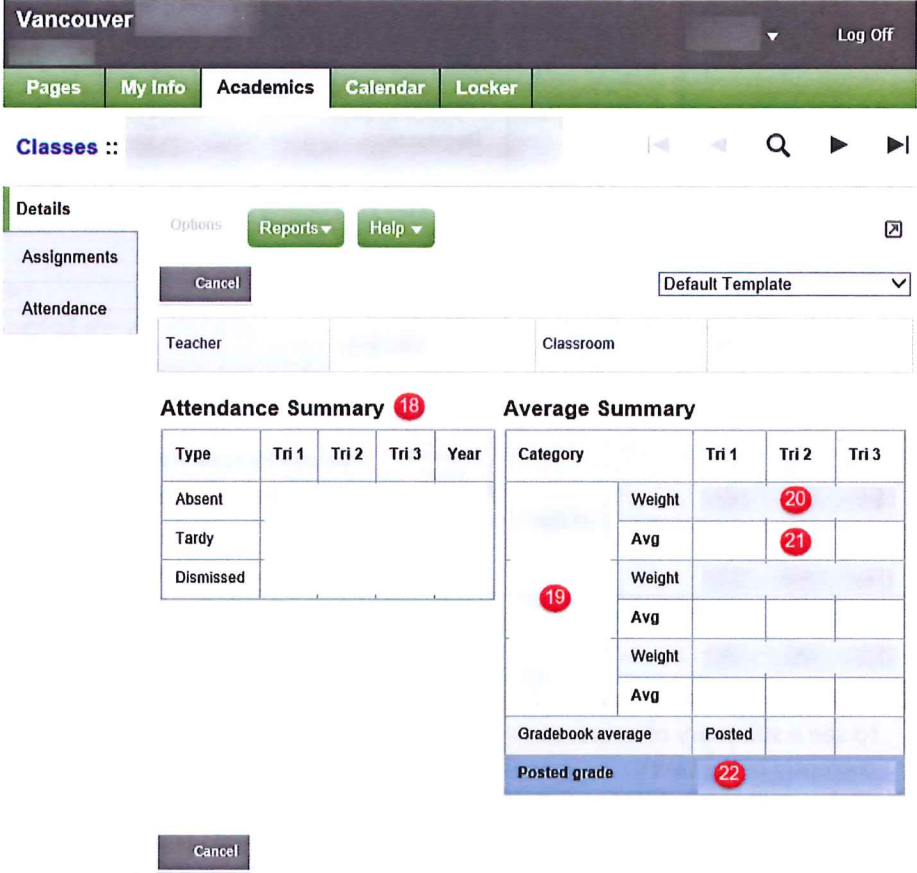

15. Click on the **Requests** side tab to see the course requests for next year



16. Click on the **Academics** top tab to see a summary of courses currently being taken

17. Click on a **Description** hyperlink to see details of a course



<p>18. <b>Class attendance summary</b></p> <p>19. <b>Category names</b> should the teacher use the MyEd Gradebook to maintain assessment records</p> <p>20. <b>Percentage weight</b> of the categories should a teacher use category weighting for end term mark calculations</p> <p>21. <b>Average of a category</b> if a teacher has made the assignments visible to the Portal</p> <p>22. <b>Posted end term grade</b></p>	
<p>23. Click on the <b>Assignments</b> side tab</p> <p>24. <b>Assignment details</b> should a teacher choose to make the assignments visible on the Portal</p>	

25. Click on the **Attendance** side tab
26. **Class attendance details**

Vancouver

Log Off

Pages

My Info

Academics

Calendar

Locker

Classes ::

◀

◀

🔍

▶

▶

Details

Assignments

Options

Reports

Help

🔍

🔼

📅

a-z

🔗

0 of 0 selected

All Records

Attendance Details

Date	Code	Reason
No matching records		

27. Click on the **Calendar** top tab
28. Click on the **sub top tabs** to see different calendar views of **assignment dates** that the teacher has made visible to the Portal

[illegible]

29. Click on the **Locker** top tab

30. Files that a student has uploaded to the **personal cloud storage space in the Portal**

Vancouver

PagesMy InfoAcademicsCalendarLocker

Files

Locker Details

Options▼Reports▼Help▼

Search on Directory

0 of 0 selected

All Records

Name	Filename	File
30	No matching records	